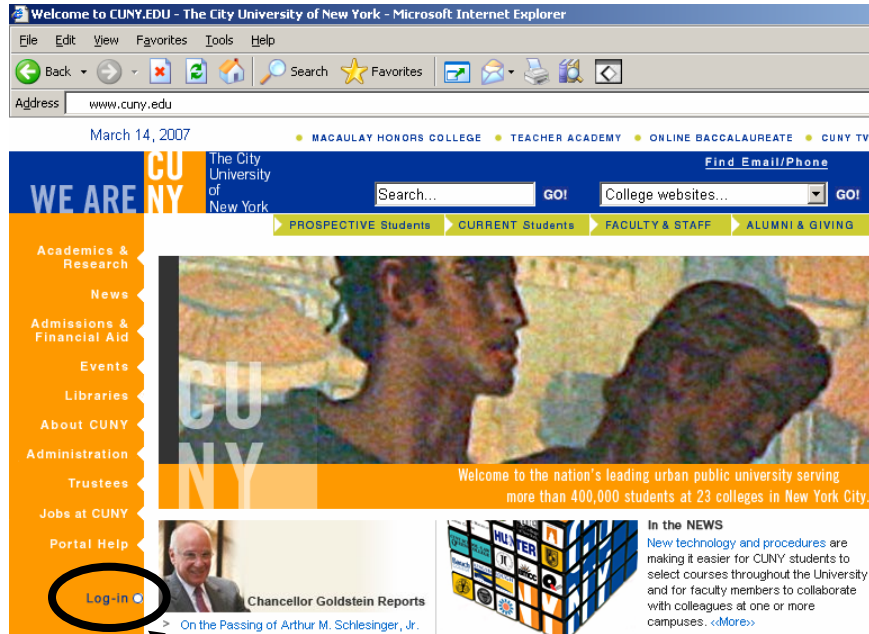


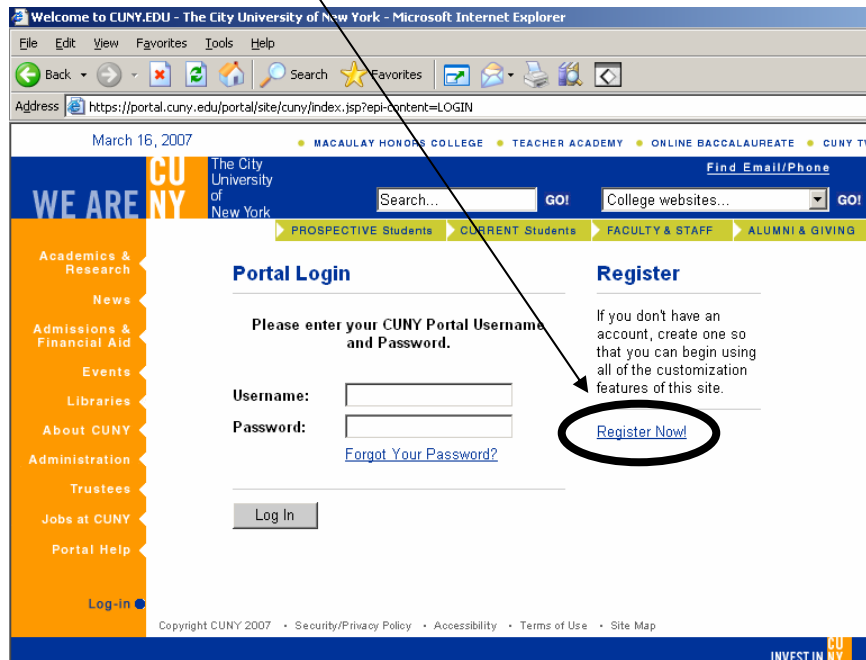
CUNY Portal/ DegreeWorks Log-In Information

Step One: Go to the CUNY website at, www.cuny.edu.



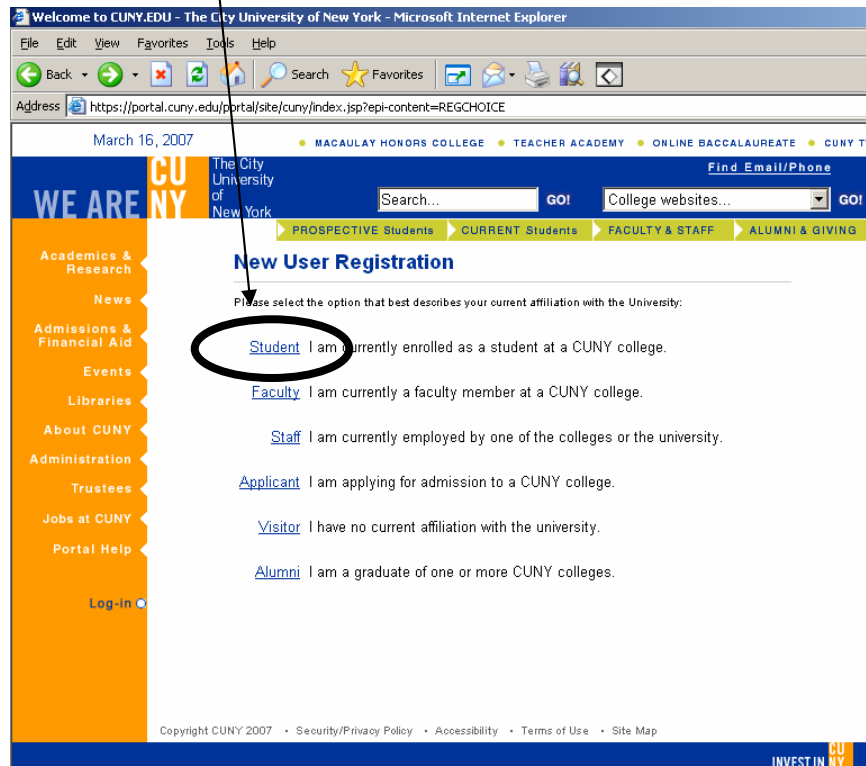
Step Two: Click on the “Log-in” button, on the left side of the screen.

Step Three: Click on the “Register Now!” button.



CUNY Portal/ DegreeWorks Log-In Information

Step Four: Click on the “Student” link.

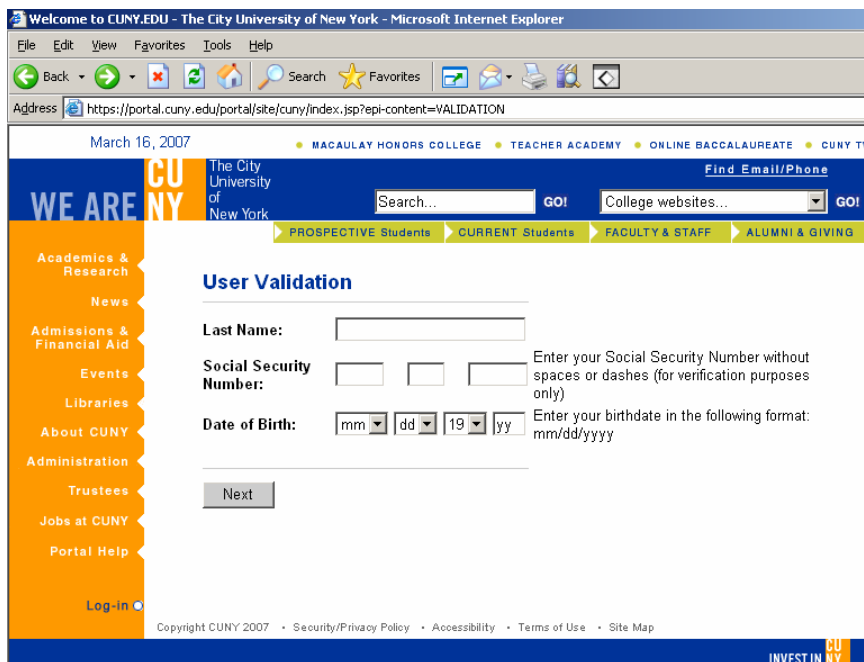


Microsoft Internet Explorer browser window showing the CUNY portal. The address bar displays `https://portal.cuny.edu/portal/site/cuny/index.jsp?epi-content=REGCHOICE`. The page title is "Welcome to CUNY.EDU - The City University of New York". The date is March 16, 2007. The page features a navigation menu on the left with categories like "Academics & Research", "News", "Admissions & Financial Aid", etc. The main content area is titled "New User Registration" and asks the user to select their affiliation. The "Student" link is circled in red.

Please select the option that best describes your current affiliation with the University:

- [Student](#) I am currently enrolled as a student at a CUNY college.
- [Faculty](#) I am currently a faculty member at a CUNY college.
- [Staff](#) I am currently employed by one of the colleges or the university.
- [Applicant](#) I am applying for admission to a CUNY college.
- [Visitor](#) I have no current affiliation with the university.
- [Alumni](#) I am a graduate of one or more CUNY colleges.

Step Five: Enter your last name, social security number and date of birth for verification.



Microsoft Internet Explorer browser window showing the CUNY portal. The address bar displays `https://portal.cuny.edu/portal/site/cuny/index.jsp?epi-content=VALIDATION`. The page title is "Welcome to CUNY.EDU - The City University of New York". The date is March 16, 2007. The page features a navigation menu on the left. The main content area is titled "User Validation" and contains a form with the following fields:

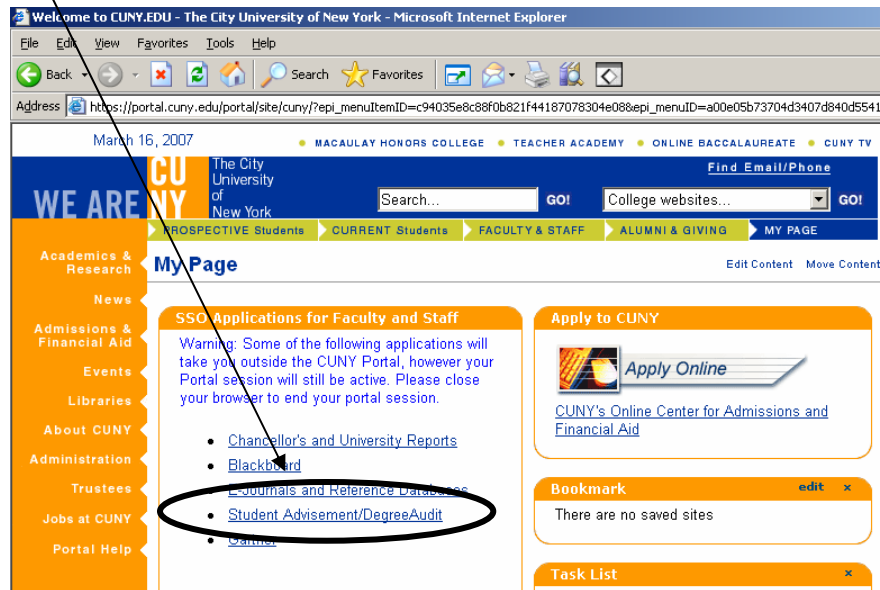
- Last Name:
- Social Security Number: Enter your Social Security Number without spaces or dashes (for verification purposes only)
- Date of Birth: mm dd 19 yy Enter your birthdate in the following format: mm/dd/yyyy

Next

Step Five: Once you have been verified, you will be asked to create a username and password. Once you have a username and password, log into the CUNY portal.

CUNY Portal/ DegreeWorks Log-In Information

Step Six: After you have logged in, click on the “Student Advisement/DegreeAudit” link.



Now you are ready to begin your DegreeWorks session!

If you experience any problems creating your CUNY portal account or if you have forgotten your account name and/or password, please contact the IT Department at 212.220.8122 or it@bmcc.cuny.edu.